

Libertarian National Committee - Membership Report

"Donor" Totals - Dec-17

4 Year & 12 Month Comparison

	Dec-13	Dec-14	Dec-15	Dec-16	Dec-16	Jan-17	Feb-17	Mar-17	Apr-17	May-17	Jun-17	Jul-17	Aug-17	Sep-17	Oct-17	Nov-17	Dec-17
Active w-MEM	13670	12053	11184	18592	18592	18908	18715	18334	17843	16652	16065	15110	14321	14411	14319	14422	14445
Active w/out MEM	967	747	509	1814	1814	1806	1838	1862	1829	1655	1424	1185	710	581	550	557	553
Total Active Donors	14637	12800	11693	20406	20406	20714	20553	20196	19672	18307	17489	16295	15031	14992	14869	14979	14998
Percent Change	-2.05%	-12.55%	-8.65%	74.51%	0.10%	1.51%	-0.78%	-1.74%	-2.59%	-6.94%	-4.47%	-6.83%	-7.76%	-0.26%	-0.82%	0.74%	0.13%
Lapsed/Drop MEM	1245	1733	909	1016	1016	672	831	1533	1314	1995	1844	1626	1659	886	1122	837	1072
Lapse w/out MEM	82	203	30	27	27	25	34	32	50	206	270	254	499	166	64	24	23
Lapsed/Drop Total	1327	1936	939	1043	1043	697	865	1565	1364	2201	2114	1880	2158	1052	1186	861	1095
Percent Change					68.77%	-33.17%	24.10%	80.92%	-12.84%	61.36%	-3.95%	-11.07%	14.79%	-51.25%	12.74%	-27.40%	27.18%
New Donors w-MEM	267	110	103	321	321	481	299	386	262	307	428	354	289	297	313	322	444
New w/out MEM	168	6	6	11	11	14	13	47	14	27	21	7	10	14	13	18	15
New Total	435	116	109	332	332	495	312	433	276	334	449	361	299	311	326	340	459
Percent Change					-34.52%	49.10%	-36.97%	38.78%	-36.26%	21.01%	34.43%	-19.60%	-17.17%	4.01%	4.82%	4.29%	35.00%
Renewed w-MEM	966	729	792	723	723	507	339	766	561	497	829	317	581	679	717	618	651
Renewed w/out MEM	55	14	20	8	8	3	53	9	3	5	18	8	14	23	20	13	4
Total Renewals	1021	743	812	731	731	510	392	775	564	502	847	325	595	702	737	631	655
Percent Change					123.55%	-30.23%	-23.14%	97.70%	-27.23%	-10.99%	68.73%	-61.63%	83.08%	17.98%	4.99%	-14.38%	3.80%
Total "MEM"	130507	133400	135197	145814	145455	145814	146350	146869	147222	136069	136362	136819	137174	137451	137779	138083	138815
Percent Change	2.84%	2.22%	1.35%	7.85%	0.52%	0.25%	0.37%	0.35%	0.24%	-7.58%	0.22%	0.34%	0.26%	0.20%	0.24%	0.22%	0.53%
Total "LIFETIME"	2295	2446	2458	2571	2566	2571	2574	2577	2580	2588	2596	2596	2603	2605	2610	2614	2618
Total "BSM"	13869	12526	11045	19003	18805	19003	19293	19152	18864	18399	17301	16622	15706	14700	14504	14426	14581

Last Year vs. This Year

	Dec-16	Dec-17	Change	12 Mo Ave		
Active w-MEM	18592	14445	-22.31%	16129	<u>Active Donors w-MEM =</u>	14445
Active w/out MEM	1814	553	-69.51%	1213	<u>Lapsed & Zero Dues MEM =</u>	124370
Total Active Donors	20406	14998	-26.50%	17341	<u>Total "MEM" w-Signed Certificate =</u>	138815
Lapsed/Dropped	1043	1095	4.99%	1420	<u>Member Signed Certificate =</u>	"MEM"
New Donors	332	459	38.25%	366	<u>Total "BSM" =</u>	14581
Renewals	731	655	-10.40%	603	<u>Bylaws Defined Sustaining Member =</u>	"BSM"

Dec-17 MEMBERSHIP BY STATE --- ACTIVE AND NON ACTIVE

STATE	TOTAL "MEM"	ACTIVE "MEM"	ACTIVE "SUB"	TOTAL "ACTIVE"	TOTAL "BSM"	STATE	TOTAL "MEM"	ACTIVE "MEM"	ACTIVE "SUB"	TOTAL "ACTIVE"	TOTAL "BSM"
AK	710	90	1	91	92	MT	566	85	2	87	85
AL	1828	212	7	219	212	NC	3452	374	18	392	373
AR	922	92	2	94	90	ND	240	43	1	44	42
AZ	3249	316	14	330	319	NE	660	95	2	97	95
CA	19456	1558	78	1636	1574	NH	1427	167	6	173	168
CO	3878	477	14	491	479	NJ	3109	301	8	309	308
CT	1513	162	7	169	164	NM	1202	137	4	141	137
DC	385	41	1	42	43	NV	1911	158	9	167	159
DE	405	44	0	44	44	NY	5180	651	29	680	648
FL	8280	779	39	818	791	OH	5043	583	23	606	583
GA	5944	431	9	440	433	OK	1082	144	2	146	146
HI	543	54	4	58	56	OR	2237	168	17	185	167
IA	1070	136	1	137	139	PA	6050	582	15	597	589
ID	779	66	2	68	66	RI	310	33	0	33	33
IL	4565	510	18	528	513	SC	1915	232	4	236	237
IN	3370	406	15	421	408	SD	274	40	3	43	39
KS	1202	131	3	134	136	TN	2661	366	7	373	373
KY	1219	138	12	150	141	TX	9434	1081	41	1122	1093
LA	1190	243	4	247	244	UT	1197	94	4	98	97
MA	2878	245	13	258	250	VA	4926	633	20	653	656
MD	2500	290	12	302	294	VT	402	36	3	39	36
ME	816	76	4	80	79	WA	4641	472	24	496	475
MI	5311	498	10	508	495	WI	2076	266	9	275	271
MN	2079	207	6	213	212	WV	611	59	1	60	57
MO	2369	244	10	254	248	WY	326	33	1	34	32
MS	734	95	3	98	98	XX	688	71	11	82	62

SUSTAINING MEMBERSHIP STATE RANKINGS - "BSM"

State	Total BSM	Rank	State	Total BSM	Rank
CA	1574	1	OR	167	27
TX	1093	2	CT	164	28
FL	791	3	NV	159	29
VA	656	4	OK	146	30
NY	648	5	KY	141	31
PA	589	6	IA	139	32
OH	583	7	NM	137	33
IL	513	8	KS	136	34
MI	495	9	MS	98	35
CO	479	10	UT	97	36
WA	475	11	NE	95	37
GA	433	12	AK	92	38
IN	408	13	AR	90	39
NC	373	14	MT	85	40
TN	373	15	ME	79	41
AZ	319	16	ID	66	42
NJ	308	17	WV	57	43
MD	294	18	HI	56	44
WI	271	19	DE	44	45
MA	250	20	DC	43	46
MO	248	21	ND	42	47
LA	244	22	SD	39	48
SC	237	23	VT	36	49
AL	212	24	RI	33	50
MN	212	25	WY	32	51
NH	168	26	XX	62	52
TOTAL	138815	ACTIVE	ACTIVE	TOTAL	TOTAL
	"MEM"	"MEM"	"SUB"	"ACTIVE"	"BSM"
TOTALS	138815	14445	553	14998	14581

DEFINITIONS: MEM = Member Signed Certificate

Total MEM = Total # Constituents Per State w-Member Signed Certificate

ACTIVE MEM = Current Dues Paying or Lifetime Donor w-Signed Certificate

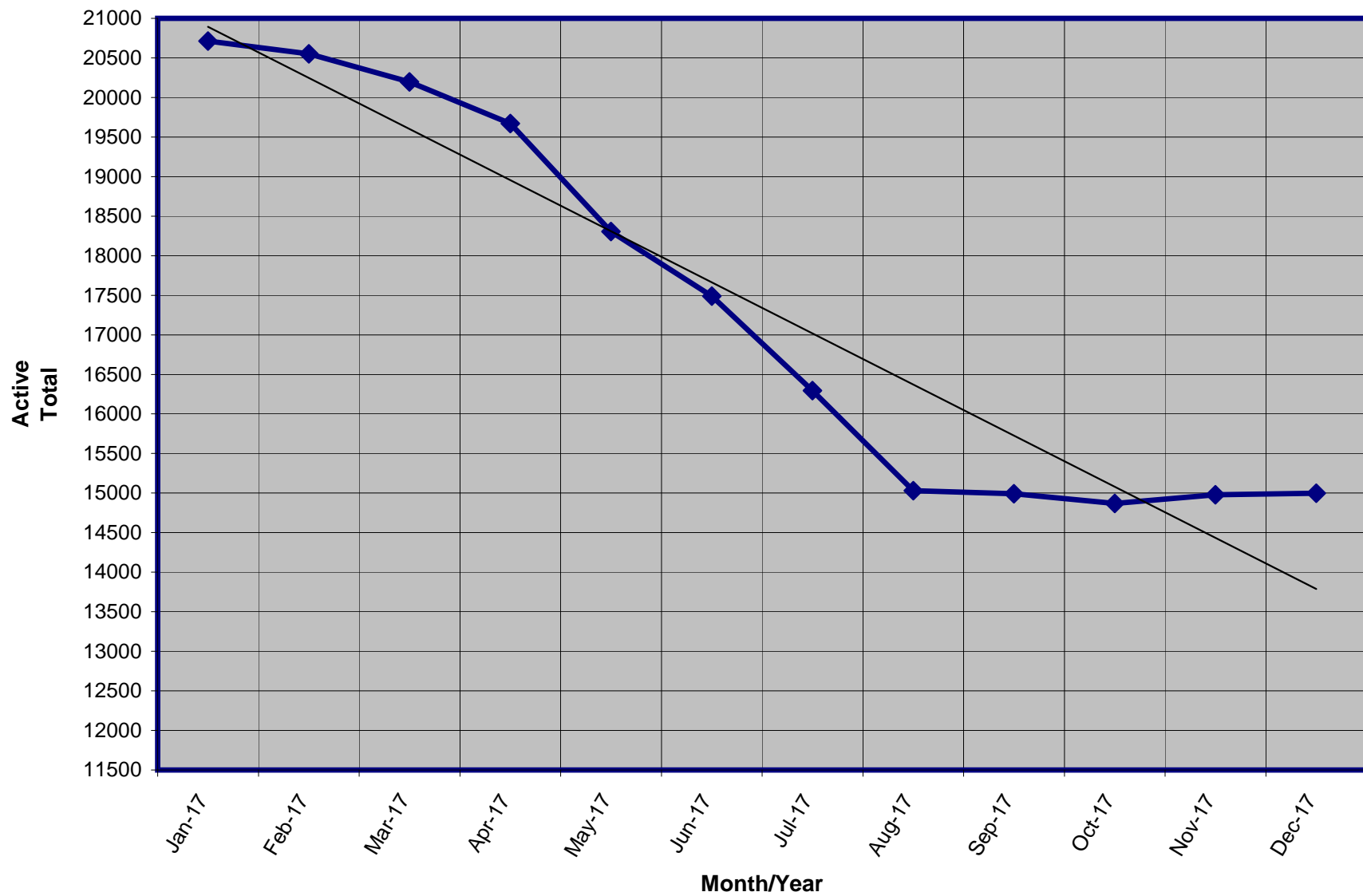
ACTIVE SUB (ACTIVE NON MEM) = Current Dues Paying or Lifetime Donors Who Have NOT Signed the Certificate (Formerly Called "Subscriber")

TOTAL ACTIVE = Current Dues Paying or Lifetime Donor

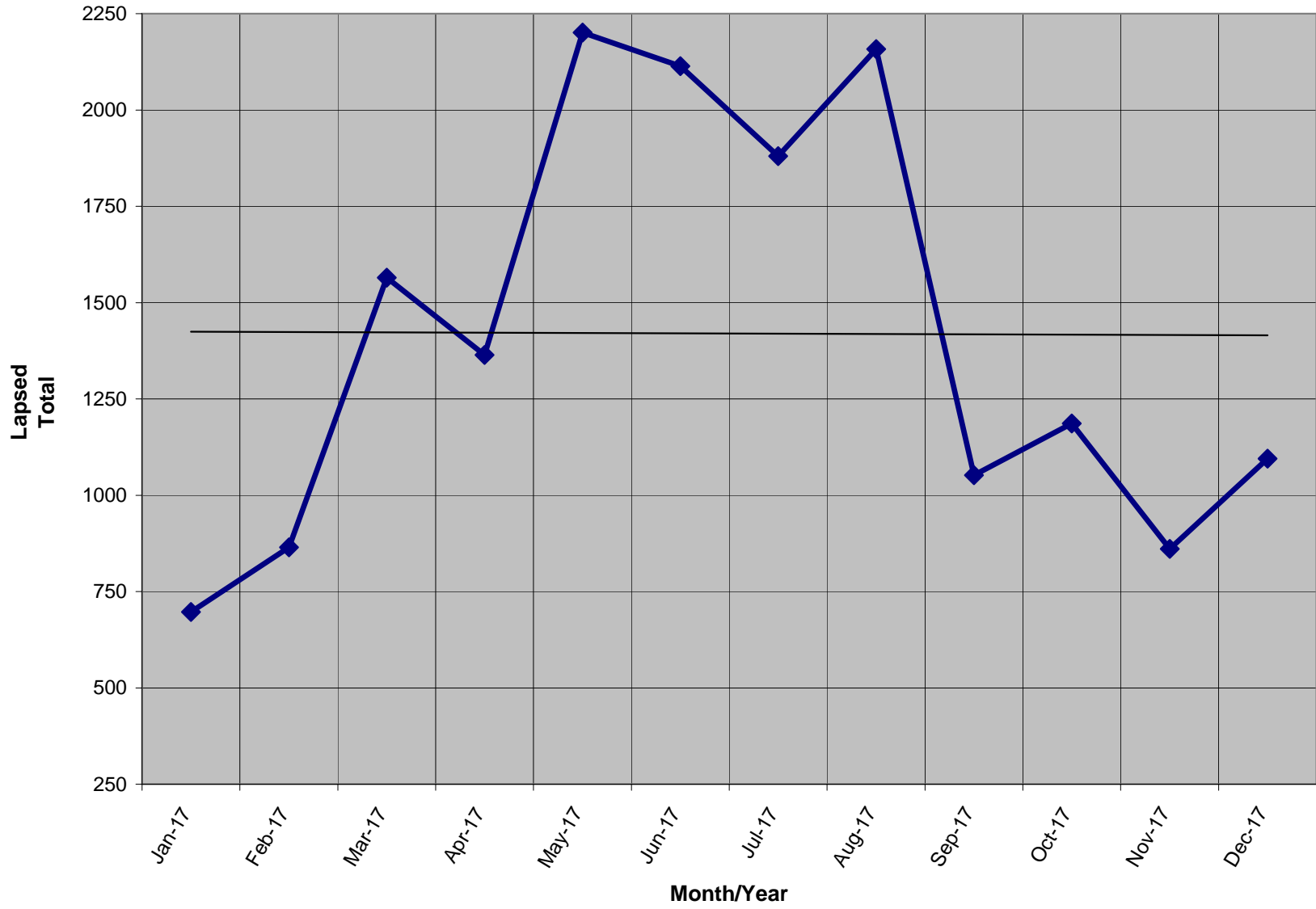
BSM = By Law Definition of "Sustaining Member" and number used for delegate count

(Art 5-3: "Sustaining member" is any Party member who has given at least \$25 to the Party in the prior twelve months, or who is a life member.)

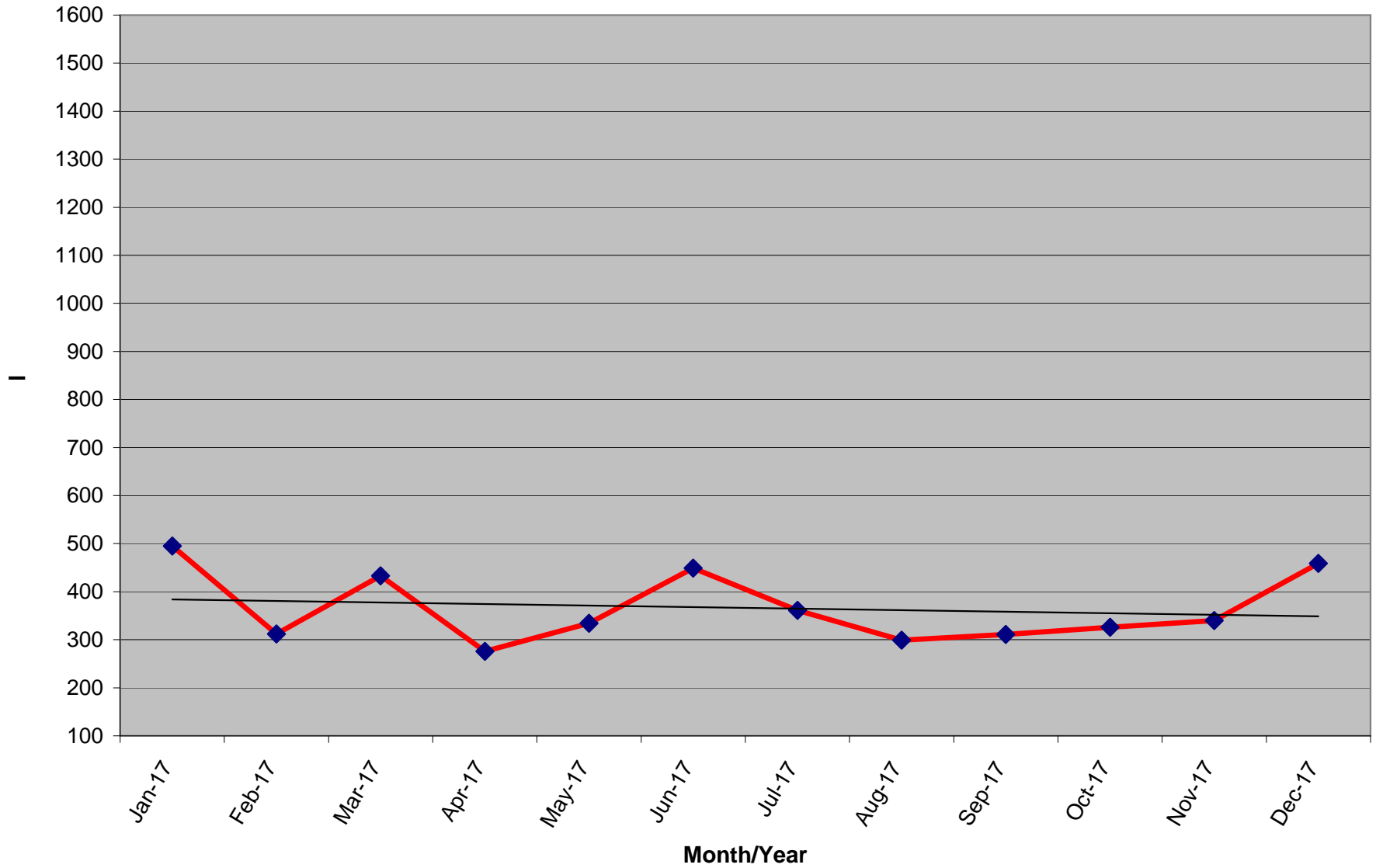
Active Donors - Past 12 Months



Lapsed - Dropped - Donors - Past 12 Months



New Donors Past 12 Months



Renew Donors - Past 12 Months

